

Mobile space capsule

景墅
JINSOUL



JINSOUL 景墅 产品核心竞争力

PRODUCT FEATURE COMPETENCES

Ecological development regardless of terrain

No foundation is laid,
covered in all terrains,
ecological and
environmental protection



Prefabricated houses

The workshop can produce
the product within 30 days
and the whole house can be
put into use within 2 hours
without on-site construction
and decoration.



Attracting attention and driving traffic

Perfect integration of
technology, humanity and
nature



Panoramic view, return to nature


270° panoramic floor-to-
ceiling windows, thermal
insulation, sleeping in the
scenery, enjoying the pure
natural pleasure




JINSOUL 景墅
产品系列一览
Product range



E3 Length: 5.5m
Width: 3.3m
Height: 3.2m
Floor area: 18m²




E5 Length: 8.5m
Width: 3.3m
Height: 3.2m
Floor area: 28m²



E6 Length: 8.5m
Width: 3.3m
Height: 3.2m
Floor area: 28m²



EX6 Length: 9.5m
Width: 3.3m
Height: 3.2m
Floor area: 31m²



E7 Length: 11.5m
Width: 3.3m
Height: 3.2m
Floor area: 38m²



E9 Length: 11.5m
Width: 3.3m
Height: 3.2m
Floor area: 38m²

JINSOUL 景墅

Space capsule-E3

Size: length*width*height

Length: 5.5M

Width: 3.3M

Height: 3.2M

Building area: 18m²

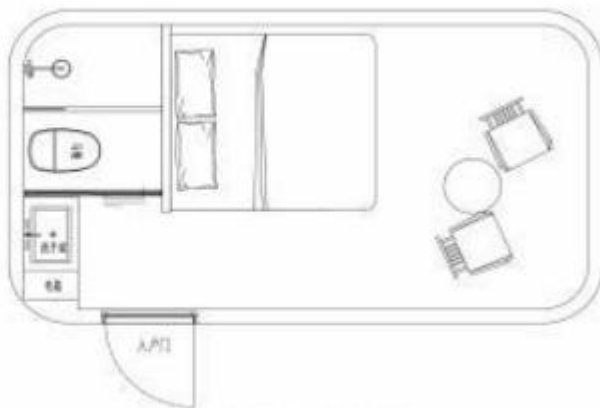
Number of guests: 2

Power consumption: 8KW

Net weight: 4 tons

Bedrooms: 1

Bathrooms: 1



Layout plan

JINSOUL 景墅

Space capsule-E5

Size: length*width*height

Length: 8.5M

Width: 3.3M

Height: 3.2M

Building area: 28m²

Number of guests: 2

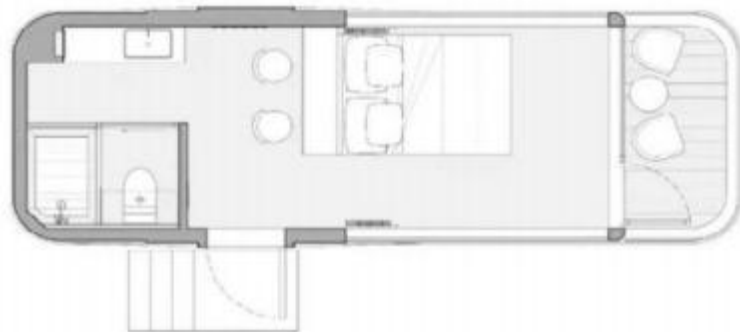
Power consumption: 8KW

Net weight: 6 tons

Bedrooms: 1

Bathrooms: 1

Balcony: 1



Layout plan



JINSOUL 景墅 Space capsule-E6

Size: length*width*height

Length: 8.5M

Width: 3.3M

Height: 3.2M

Building area: 28m²

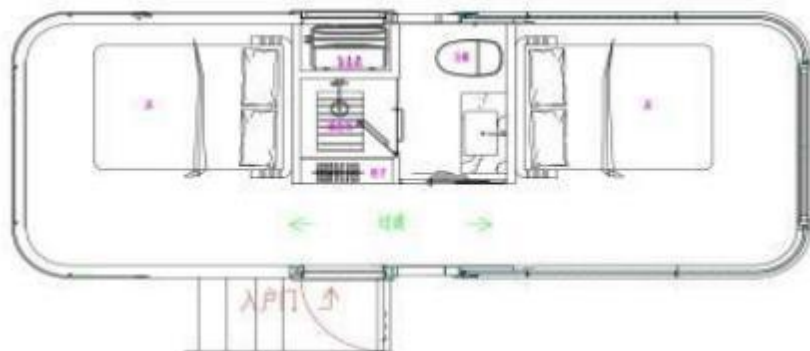
Number of guests: 2 - 4

Power consumption: 8KW

Net weight: 6 tons

Bedrooms: 2

Bathrooms: 1



Layout plan



JINSOUL 景墅

Space capsule-EX6

Size: length*width*height

Length: 9.5M

Width: 3.3M

Height: 3.2M

Building area: 31m²

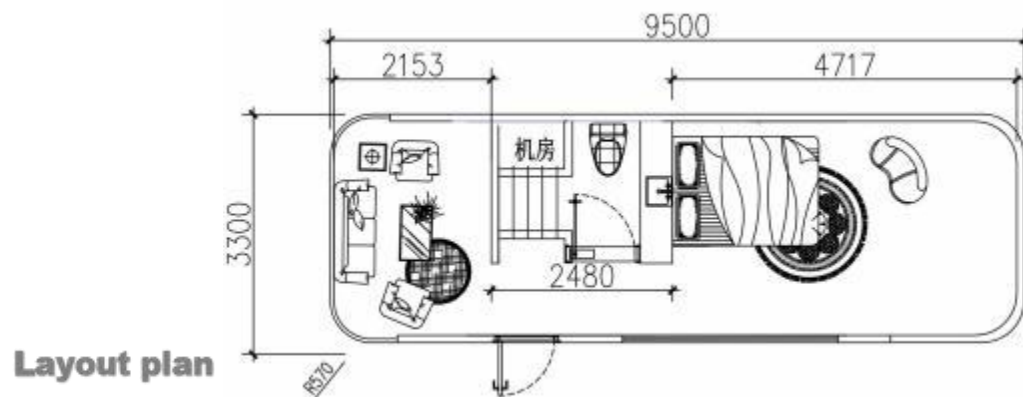
Number of guests: 2 - 4

Power consumption: 8KW

Net weight: 6.5 tons

Bedrooms: 2

Bathrooms: 1



JINSOUL 景墅

Space capsule-E7

Size: length*width*height

Length: 11.5M

Width: 3.3M

Height: 3.2M

Building area: 38m²



Number of guests: 2 - 4

Power consumption: 10KW

Net weight: 9 tons

Bedrooms: 2

Bathrooms: 1

Balcony: 1



Layout plan



JINSOUL 景墅

Space capsule-E9

Size: length*width*height

Length: 11.5M

Width: 3.3M

Height: 3.2M

Building area: 38m²

Number of guests: 4 - 6

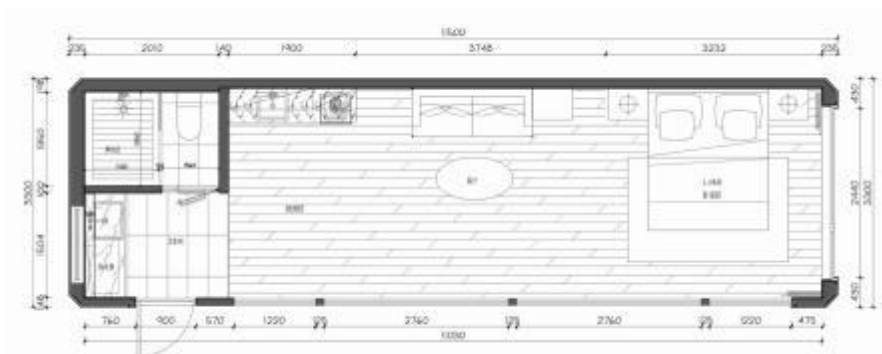
Power consumption: 10KW

Net weight: 9 tons

Bedrooms: 2

Livingrooms: 1

Bathrooms: 1




Layout plan



JINSOUL 景墅 配置清单

Configuration List

Configuration List

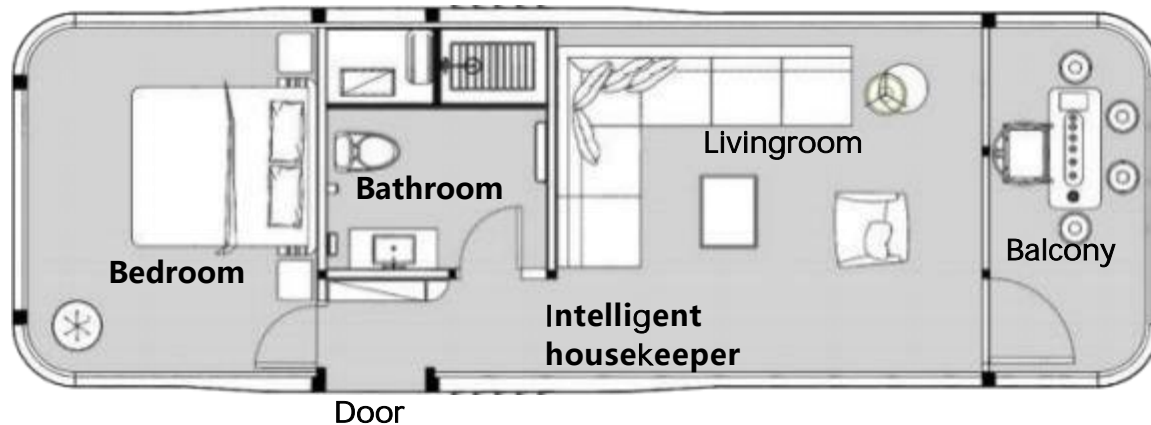


External protection system	Interior decoration	Product accessories
Hot dip galvanized steel structure frame system	Standard aluminum plate ceiling and wall modules	Product bottom foot brace
Fluorocarbon sprayed aluminum alloy housing module	Environmentally friendly SPC wood flooring (5mm)	Lifting rings/Transport fasteners/Transport packaging
Thermal insulation polyurethane waterproof and moisture-proof structural system	Bathroom privacy glass door	
Glass curtain wall (6+16A+6 gray glass lowe tempered glass)	Bathroom marble/ceramic floor	Upgrade configuration (optional)
Standard stainless steel swing door	Washbasin/basin/smart bathroom mirror	*Foreign special edition (water and electricity system)
Surround atmosphere light strip	Clothes hook/shower rack/towel rack	Insulation foam wall thickening, water pipe insulation system
Sunroof (6+16A+6 hollow grey glass Lowe tempered glass)	Toilet/faucet/shower/floor drain	*Electric floor heating
Customer control system	Whole house lighting system	* Triple-layer glass curtain wall
Card control power supply system	Whole house water and electricity system	*Customized kitchen (induction cooker, range hood, refrigerator, etc.)
Lighting/curtain intelligent integrated control	Standard color blackout curtains	*Customized wardrobe
Whole-house intelligent voice control	Midea air conditioning	*Entrance stairs
Outdoor waterproof smart door lock	Midea electric water heater	*Projector + electric screen
	Fresh air system	
	Aluminum alloy screen door	

Voice intelligent control module

Bedroom Curtains	Bedroom mood lighting	Balcony lights	External light strip	A/C control
Bedroom Skylight	Bedside lamp	Aisle lights	Fresh air system	Xiaodu Speaker

**Command: Xiaodu Xiaodu/
Xiaozhi Butler,
Open/Close**



JINSOUL 景墅 布局展示

Room Interior Display



Interior

客厅——内装展示



Bathroom

卫浴——内装展示



Bedroom

卧室——内装展示



JINSOUL 景墅

工厂与生产


FACTORY AND PRODUCTION





Overseas Transportation

The capsule mobile house is usually transported by a special cabinet, hoisted into the cabinet, tied and packed. The conventional cabinet size is 40FR, 11.6 meters long, 3.3 meters wide and 3.2 meters high. A special cabinet can carry a capsule house.



泊于群山



泊于峰峦





泊于旷野



泊于水畔



于冰原



泊于平川

JINSOUL 景墅
场景人文
Like The Scenery



JINSOUL 景墅

场景人文

Like The Scenery

