


||| Precise control and sensitive operation



core advantages

---

- No glare
- Wash walls evenly
- Create moderate shadows



**Total reflection wall washing underground light**  
**No Glare Wall Wash Ground Light**



Technical application:  
**Total reflection and glare-free wall washing**


**core advantages**

- total reflection of light
- No glare from human viewpoint
- High wall washing height

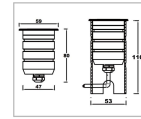
**Lamp description**

- CNC machining technology
- 304 stainless steel dough ring
- 6mm thick tempered glass
- 6061 aluminum lamp body anodized surface
- Lamp beads with asymmetrical reflector cup
- Choose MacAdam<math>\leq 3</math> lamp beads
- Working temperature: -20C-50C


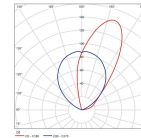
## Total reflection wall washing underground light No Glare Wall Wash Ground Light




Code Watt(w) Optic Flux(lm)  
DM59-4WP15 4W WW15° 145lm



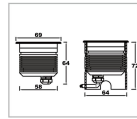
Protection performance: IP67/IK10  
Product weight: 0.5KG  
Physical properties: surface below 40 degrees  
Static pressure resistance 3000KG  
Optional color temperature: single white light, RGBW  
Standard driver: built-in constant current  
External DC24V (need to be purchased separately)  
Optional driver: built-in 0-10V, Built-in DMX512  
Or external DMX512, 0-10V, DALI, thyristor




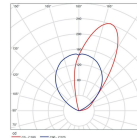
DM59-4WP15  
Wall height: 2.5m  
Lamp distance from wall: 0.6m  
Lamp spacing: 0.6m




Code Watt(w) Optic Flux(lm)  
DM69-A6WP15 6W WW15° 244lm



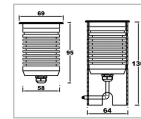
Protection performance: IP67/IK10  
Product weight: 0.45KG  
Physical properties: Surface below 40 degrees,  
static pressure resistance 3000KG  
Optional color temperature: single white light, RGBW  
Standard driver: built-in constant current  
External DC24V (need to be purchased separately)  
Optional driver: built-in 0-10V built-in DMX512,  
Or external DMX512, 0-10V, DALI, thyristor



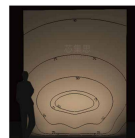
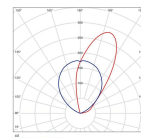
DM69-A6WP15  
Wall height: 3m  
Lamp distance from wall: 0.6m  
Lamp spacing: 0.6m




Code Watt(w) Optic Flux(lm)  
DM69-8WP15 8W WW15° 287lm



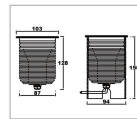
Protection performance: IP67/IK10  
Product weight: 0.55 KG  
Physical properties: surface below 40 degrees,  
Static pressure resistance 3000KG  
Optional color temperature: single white light  
Standard driver: built-in constant current,  
External DC24V (need to be purchased separately)  
Optional driver: built-in 0-10V, built-in DMX512,  
Or external DMX512, 0-10V, DALI, thyristor



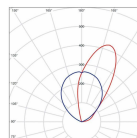
DM69-8WP15  
Wall height: 3.5m  
Lamp distance from wall: 0.7m  
Lamp spacing: 0.7m



Code Watt(w) Optic Flux(lm)  
DM103-12WP15 12W WW15° 432lm



Protection performance: IP67/IK10  
Product weight: 1.65 KG  
Physical properties: surface below 40 degrees  
Static pressure resistance 3000KG  
Optional color temperature: single white light, single color light  
Standard driver: built-in constant current  
External DC24V (need to be purchased separately)  
Optional driver: built-in 0-10V, built-in DMX512,  
Or external DMX512, 0-10V, DALI, thyristor



DM103-12WP15  
Wall height: 4m  
Lamp distance from wall: 0.8m  
Lamp spacing: 0.8m